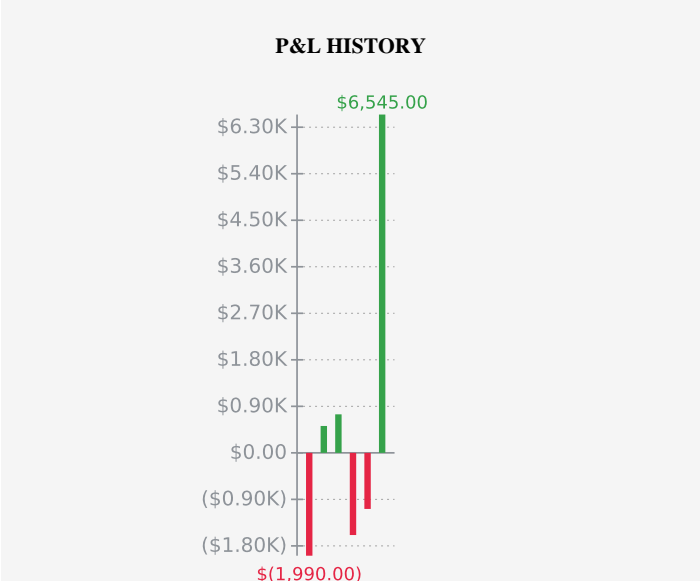


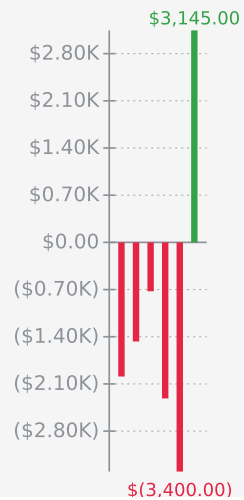
ALL TRADES	
Gross P/L	\$3,145.00
# of Trades	6
# of Contracts	12
Avg. Trade Time	18h 34min 3sec
Longest Trade Time	68h 54min 21sec
% Profitable Trades	50.00%
Expectancy	\$524.17
Trade Fees & Comm.	\$(26.16)
Total P/L	\$3,118.84

PROFIT TRADES	
Total Profit	\$7,810.00
# of Winning Trades	3
# of Winning Contracts	3
Largest Winning Trade	\$6,545.00
Avg. Winning Trade	\$2,603.33
Std. Dev. Winning Trade	\$2,788.69
Avg. Winning Trade Time	30h 23min 7sec
Longest Winning Trade Time	68h 54min 21sec
Max Run-up	\$6,545.00
Max Run-up, from	08/25/2025 10:49:22
Max Run-up, to	08/25/2025 10:49:22

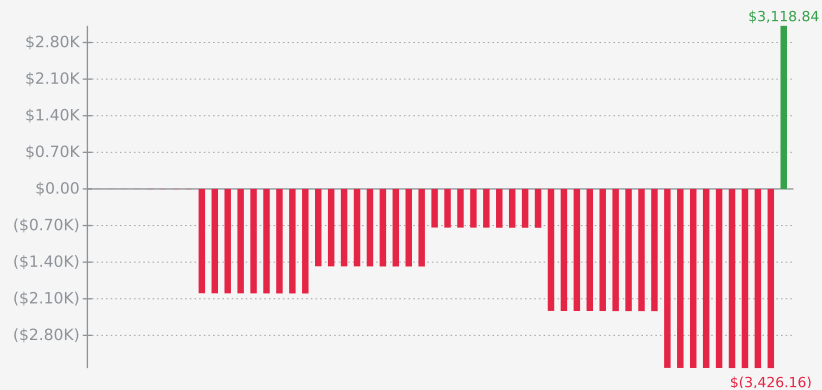
LOSING TRADES	
Total Loss	\$(4,665.00)
# of Losing Trades	3
# of Losing Contracts	3
Largest Losing Trade	\$(1,990.00)
Avg. Losing Trade	\$(1,555.00)
Std. Dev. Losing Trade	\$370.29
Avg. Losing Trade Time	6h 44min 59sec
Longest Losing Trade Time	15h 14min 59sec
Max Drawdown	\$(3,424.78)
Max Drawdown, from	08/20/2025 19:25:00
Max Drawdown, to	08/25/2025 10:49:22



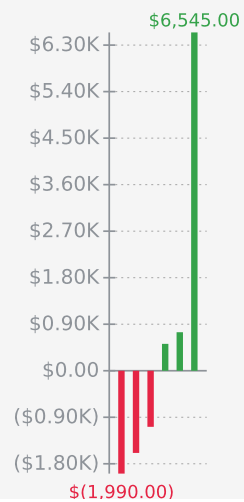
P&L HISTORY (CUMULATIVE WITHOUT FEES)



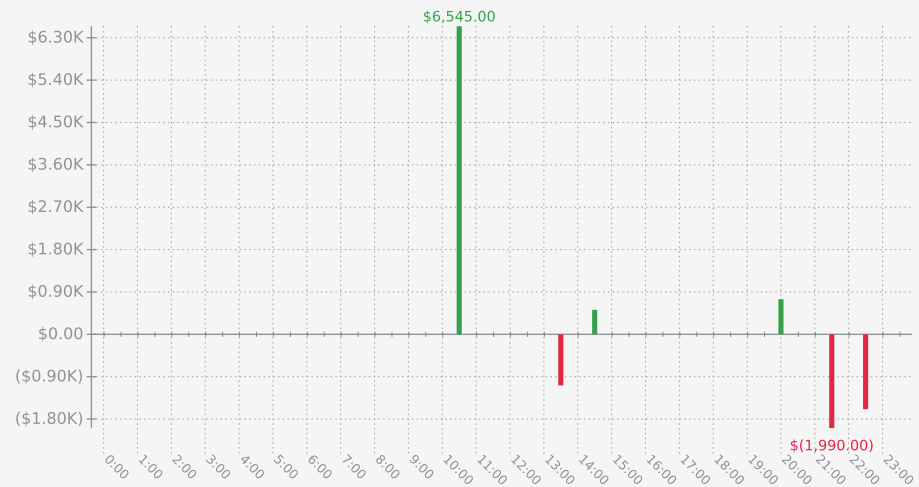
P&L HISTORY (CUMULATIVE WITH FEES)



P&L DISTRIBUTION



P&L PER TIME OF DAY



GROSS LOSS BREAKDOWN (LOSS TRADES, TRADE FEES & COMM.)



TRADES							
Symbol	Qty	Buy Price	Buy Time	Duration	Sell Time	Sell Price	P&L
NQU5	1	23271.75	08/20/2025 21:55:00	2h 29min 59sec	08/20/2025 19:25:00	23172.25	\$(1,990.00)
NQU5	1	23271.50	08/20/2025 21:55:00	16h 44min 59sec	08/21/2025 14:40:00	23297.50	\$520.00
NQU5	1	23260.00	08/21/2025 20:10:00	5h 30min	08/21/2025 14:40:00	23297.25	\$745.00
NQU5	1	23261.25	08/21/2025 20:10:01	2h 29min 59sec	08/21/2025 22:40:00	23181.75	\$(1,590.00)
NQU5	1	23236.00	08/22/2025 13:55:00	15h 14min 59sec	08/21/2025 22:40:00	23181.75	\$(1,085.00)
NQU5	1	23236.00	08/22/2025 13:55:00	68h 54min 21sec	08/25/2025 10:49:22	23563.25	\$6,545.00